

# SUKI

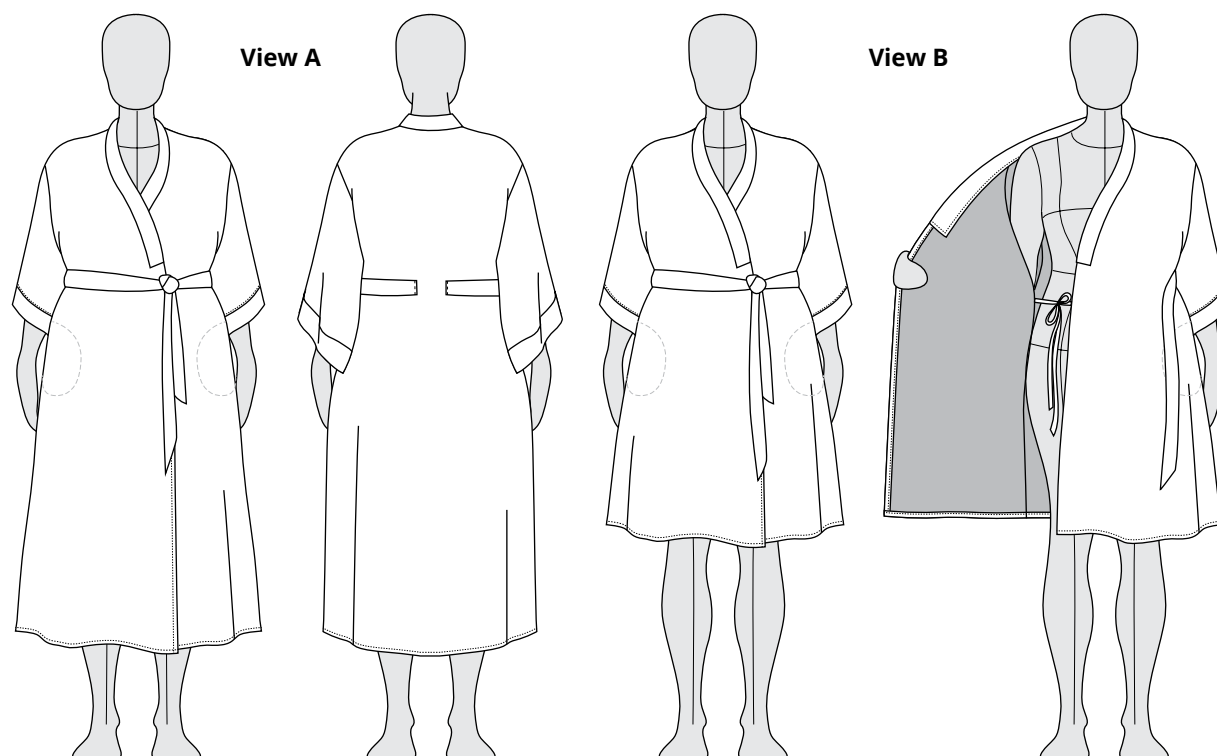
---

ROBE | INTERMEDIATE | SIZES 0-30 US | #3001



HELEN'S CLOSET

PATTERNS



The Suki Robe is a luxurious and comfortable addition to your everyday wardrobe. It wraps and ties around the waist and flares out over the hips. The sleeves offer a classic look while still being a practical shape and length for morning activities. Inner and outer ties keep this robe closed so you can move around freely. Waist ties are anchored to the back of the robe so you will never lose them. It even has pockets! Two lengths are provided and you have the option of contrasting fabric for the bands. The Suki Robe is your new favourite lounge wear. *Bonus:* The Suki Robe also makes an excellent beach robe or lightweight cover-up. Make it without inner ties and pockets for wearing over jeans and a tee. Try a cropped version for a quick and elegant layer!

#### Notions

- Thread
- Two 4" (10 cm) squares of lightweight fusible interfacing

#### Difficulty

Intermediate

#### Sizes

0-30 US

#### Fabric Recommendations

The Suki Robe works best in a fabric with plenty of drape. Choose a lightweight fabric such as rayon challis, viscose poplin, rayon crepe, lightweight cotton voile or double gauze, lightweight linen, satin, or silk crepe de chine. Suki can also be made in cotton flannel for a more structured, warmer robe.



## Size Chart

inches

	0/2	4/6	8/10	12/14	16/18	20/22	24/26	28/30
<b>High Bust</b>	29-30	31-32	33-34.5	36-38	40-42	44-46	48-50	52-54
<b>Full Bust</b>	31-32	33-34	35-36.5	38-40	42-44	46-48	50-52	54-56
<b>Waist</b>	24-25	26-27	28-29	30-32	34-36	38-40	42-44	46-48
<b>Hips</b>	33-34	35-36	37-38.5	40-42	44-46	48-50	52-54	56-58

centimeters

	0/2	4/6	8/10	12/14	16/18	20/22	24/26	28/30
<b>High Bust</b>	73.5-76	78.5-81.5	84-87.5	91.5-96.5	101.5-107	112-117	122-127	132-137
<b>Full Bust</b>	79-81.5	84-86.5	89-93	96.5-102	107-112	117-122	127-132	137-142
<b>Waist</b>	61-63.5	66-68.5	71-73.5	76-81.5	86.5-91.5	96.5-101.5	106.5-112	117-122
<b>Hips</b>	84-86.5	89-91.5	94-98	101.5-106	112-117	122-127	132-137	142-147.5

This pattern has been drafted for a 5'6" (168 cm) tall woman

## Choosing a size

We recommend that you choose a size based on your high bust measurement and grade out at the bust or hips if necessary.

	0/2	4/6	8/10	12/14	16/18	20/22	24/26	28/30
<b>High Bust</b>	29-30	31-32	33-34.5	36-38	40-42	44-46	48-50	52-54
<b>Full Bust</b>	31-32	33-34	35-36.5	38-40	42-44	46-48	50-52	54-56
<b>Waist</b>	24-25	26-27	28-29	30-32	34-36	38-40	42-44	46-48
<b>Hips</b>	33-34	35-36	37-38.5	40-42	44-46	48-50	52-54	56-58

*In this example, this person would make a size 16/18 and grade out at the bust and hips.*



**Finished Garment Measurements**

inches

	0/2	4/6	8/10	12/14	16/18	20/22	24/26	28/30
<b>Bust</b>	34	36	39	42	46	50	54	58
<b>Waist</b>	32	34	36	40	44	48	52	56
<b>Hips</b>	36	39	42	45.5	49	53	57	61
<b>Length (view A)</b>	40	40.5	41	41.5	42	43	44	45
<b>Length (view B)</b>	46.5	47	47.5	48	48.5	49	49.5	50

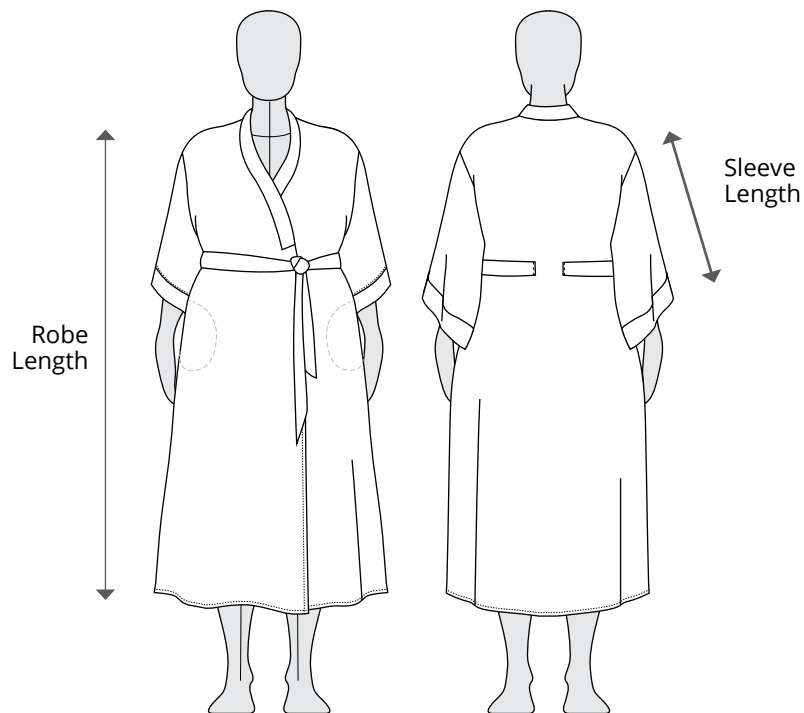
centimeters

	0/2	4/6	8/10	12/14	16/18	20/22	24/26	28/30
<b>Bust</b>	86	91.5	99	107	117	127	137	147.5
<b>Waist</b>	81	86.5	91.5	101.5	112	122	132	142
<b>Hips</b>	91.5	99	106.5	115.5	124.5	134.5	145	155
<b>Length (view A)</b>	101.5	103	104	105.5	106.5	109	112	114.5
<b>Length (view B)</b>	118	119.5	120.5	122	123	124.5	125.5	127

The finished garment measurements are based on the robe being tied closed as intended.

Length is measured from the shoulder to the hem.

Sleeve length is measured from the sleeve shoulder seam to the end of the sleeve band.



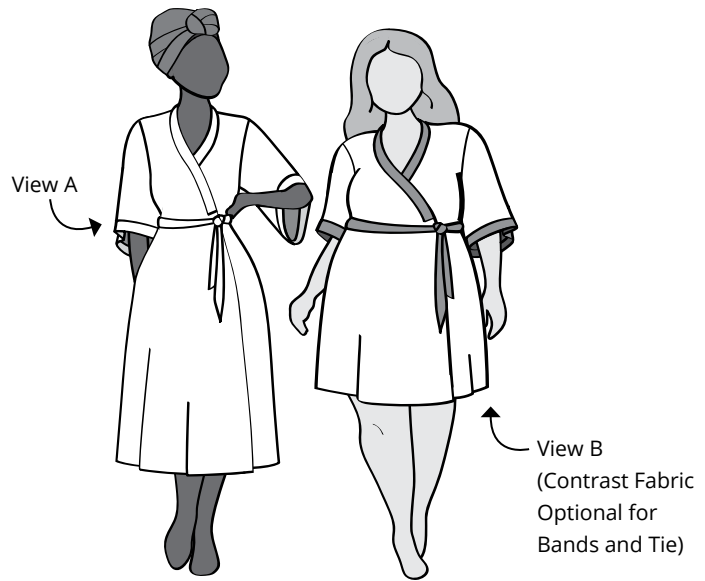
**Fabric Requirements**

Please allow 1 meter of extra fabric for napped or directional prints.

**For Contrast Fabric Bands (Optional):**

For the main fabric, minus 0.3 meters/yards from the fabric requirements below.

You will need **1 meter/yard** of contrasting fabric to cut your neck band, sleeve bands, and waist tie.



**View A (longer robe)**

yards

	0-2	4-6	8-10	12-14	16-18	20-22	24-26	28-30
<b>57" wide</b>	3.3	3.3	3.5	3.5	4.2	4.2	4.4	4.4
<b>45" wide</b>	4.2	4.2	4.4	4.4	4.6	4.6	5.4	5.4

meters

	0-2	4-6	8-10	12-14	16-18	20-22	24-26	28-30
<b>145 cm wide</b>	3	3	3.2	3.2	3.8	3.8	4	4
<b>115 cm wide</b>	3.8	3.8	4	4	4.2	4.2	4.9	4.9

**View B (shorter robe)**

yards

	0-2	4-6	8-10	12-14	16-18	20-22	24-26	28-30
<b>57" wide</b>	2.7	2.7	3.1	3.1	3.7	3.7	4.2	4.2
<b>45" wide</b>	3.8	3.8	4.2	4.2	4.4	4.4	4.8	4.8

meters

	0-2	4-6	8-10	12-14	16-18	20-22	24-26	28-30
<b>145 cm wide</b>	2.5	2.5	2.8	2.8	3.4	3.4	3.8	3.8
<b>115 cm wide</b>	3.5	3.5	3.8	3.8	4	4	4.4	4.4

